

Word Search

Can you find all the words in the garden word search?

R	B	Z	Y	F	V	V	O	J	P	Q	Q	F	T	O
V	O	V	D	K	E	K	Y	W	S	X	E	C	Z	K
R	X	O	Z	M	J	L	M	E	G	S	W	I	A	X
N	W	I	T	Z	Z	J	V	J	L	E	A	F	N	H
E	E	Z	R	E	W	O	L	F	W	E	M	J	E	X
A	N	K	G	O	L	Z	K	B	C	D	H	F	D	L
Q	N	I	A	G	Q	N	M	R	O	W	L	T	R	I
F	R	Q	H	R	L	E	P	I	M	W	C	W	A	S
G	R	K	T	S	P	T	X	S	P	B	A	Z	G	O
G	G	U	T	I	N	Y	W	P	O	U	Q	T	L	I
H	R	E	I	A	U	U	N	A	S	L	L	I	E	L
W	M	O	L	T	U	A	S	D	T	I	W	O	W	R
N	U	P	W	U	B	H	O	E	E	M	E	L	T	V
Y	E	L	B	A	T	E	G	E	V	N	E	V	Z	P
T	W	L	D	I	S	Z	S	J	K	F	D	D	K	T

- COMPOST
- FLOWER
- FRUIT
- GARDEN
- GLOVES
- GROW
- HOE
- LEAF
- PLANT
- RAKE
- ROOT
- SEED
- SOIL
- SPADE
- STEM
- SUNSHINE
- VEGETABLE
- WATER
- WEED
- WORM

Grow Your Own Food at Home

Did you know that you don't need to buy seeds to grow your own vegetables? It's true! All you need are some veggie scraps to get started!

Lettuce - Cut your lettuce about 3 inches from the base. Place the stem-end in a cup or bowl of water. Be sure to only put in an inch or so of water so the lettuce doesn't rot.

Green Onions - Cut green onions about 1.5 inches from the bottom. Place the root-end in a cup or bowl with just enough water to cover the roots. The green part will grow quickly in only a few days. You can plant these in the garden or just refill and change the water every few days.

Potatoes - Place your potatoes in a darker area. Once the potatoes begin growing 'eyes' you can cut the potato into several chunks and plant each chunk in soil. Place in a sunny area and keep the soil moist but not soaking wet (you might need to water several times per week).

You can also try carrot tops, celery, beets or garlic. Best of all, it's a great way to save money and reduce waste!

Joke Time!

These jokes are for the birds!























1. What kind of bird doesn't need a comb?
2. What kind of bird works at a construction site?
3. What do you get when you cross a parrot with a centipede?
4. How do chickens get strong?
5. Why are birds bad cooks?



Answers: 1. A bald eagle 2. A crane 3. A walkie talkie 4. They egg-cercise 5. Everything they make is fowl

Feathered Friends

How many of these birds can you find in your neighborhood?
Go on a nature walk or roll, and see how many of these feathered friends you can meet.

				
Red-winged Blackbird <input type="checkbox"/> _____	Pine Siskin <input type="checkbox"/> _____	Spotted Towhee <input type="checkbox"/> _____	Northwestern Crow <input type="checkbox"/> _____	Golden-crowned Sparrow <input type="checkbox"/> _____
				
Downy Woodpecker <input type="checkbox"/> _____	American Crow <input type="checkbox"/> _____	House Finch <input type="checkbox"/> _____	American Goldfinch <input type="checkbox"/> _____	Stellar's Jay <input type="checkbox"/> _____
				
Black-capped Chickadee <input type="checkbox"/> _____	Chestnut-backed Chickadee <input type="checkbox"/> _____	Red-breasted Nuthatch <input type="checkbox"/> _____	Song sparrow <input type="checkbox"/> _____	House Sparrow <input type="checkbox"/> _____
				
Dark-eyed Junco <input type="checkbox"/> _____	Chipping Sparrow <input type="checkbox"/> _____	Yellow-rumped Warbler <input type="checkbox"/> _____	Anna's Hummingbird (F) <input type="checkbox"/> _____	Northern Flicker <input type="checkbox"/> _____

To print your own copies of Backyard Birds of British Columbia, scan the QR code

