


Match the Canadian Artwork

Can you match the art to the Canadian artist? Be sure to read the description for hints!

Artist Name	Famous For
Bill Reid	Indigenous carvings and sculptures made from metals or wood, such as <i>The Raven and the First Men</i> .
Emily Carr	Bold and colourful paintings often featuring totem poles, villages, and forests such as <i>House of Brittany</i> .
Robert Bateman	Detailed and realistic paintings of wildlife such as <i>Power Play - Rhinoceros</i> .
Lawren Harris	Paintings inspired by the Canadian wilderness, often using bold colours and geometric shapes, such as <i>Clouds, Lake Superior</i> .
Tom Thomson	Paintings of Canadian landscapes and detailed life like trees, such as <i>The Jack Pine</i> .



Answers: 1. Robert Bateman 2. Lawren Harris 3. Emily Carr 4. Tom Thomson 5. Bill Reid

Create Your Own Sidewalk Masterpieces


Were you inspired by some of the fabulous Canadian artists? Why not head outside and create your own amazing paintings on the sidewalk? Just be sure to get permission first. All you need is some sidewalk chalk or sidewalk paint and your imagination!

Need some ideas? Try drawing the animals from this year's BC SRC Artwork!



Spot the Difference

Can you spot the nine differences between these two pictures?




Answers: 1. Spot on top of chimney 2. Line on chimney stack 3. Spot on roof 4. Vine on roof 5. Line on door 6. Doorknob 7. Line on awning over door 8. Spot on small house roof 9. Spot on small mushroom on right side of house

Make Your Own Sidewalk Paint

You will need:

- 1 cup water
- 1 cup flour
- 1 tbsp dish soap
- 5 - 10 drops of food colouring or washable paint (for colour)
- Squirt bottles or old shampoo bottles



Steps:

1. Mix flour and water in a bowl until there are no lumps.
2. Stir in dish soap.
3. Add a few drops of food colouring or washable paint and stir.
4. Pour into a squirt bottle.
5. Head outside to the sidewalk to make some artwork!

Note: Ask a grown up for help and be sure to use this up the same day you make it - it will go bad if left overnight.